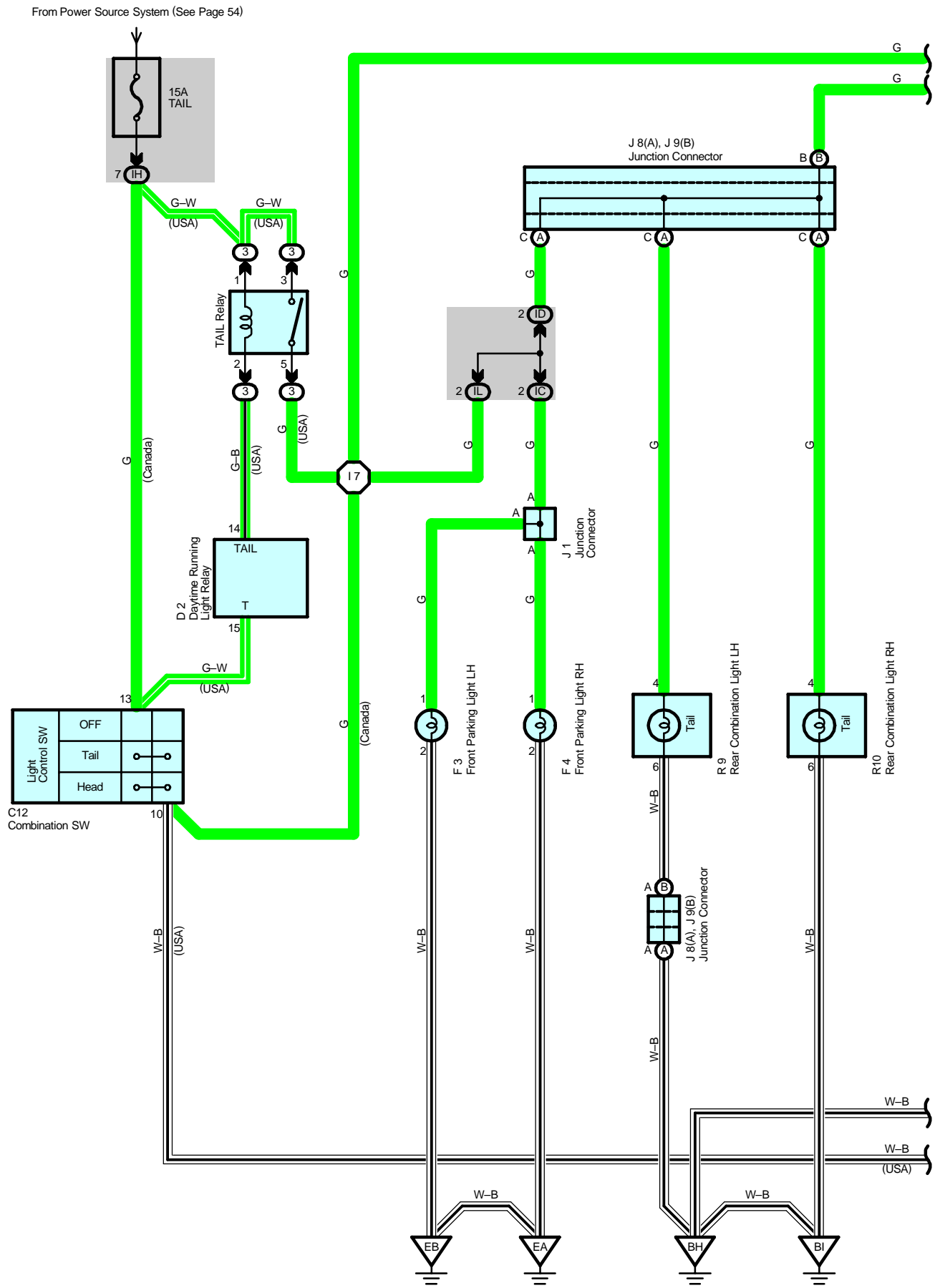
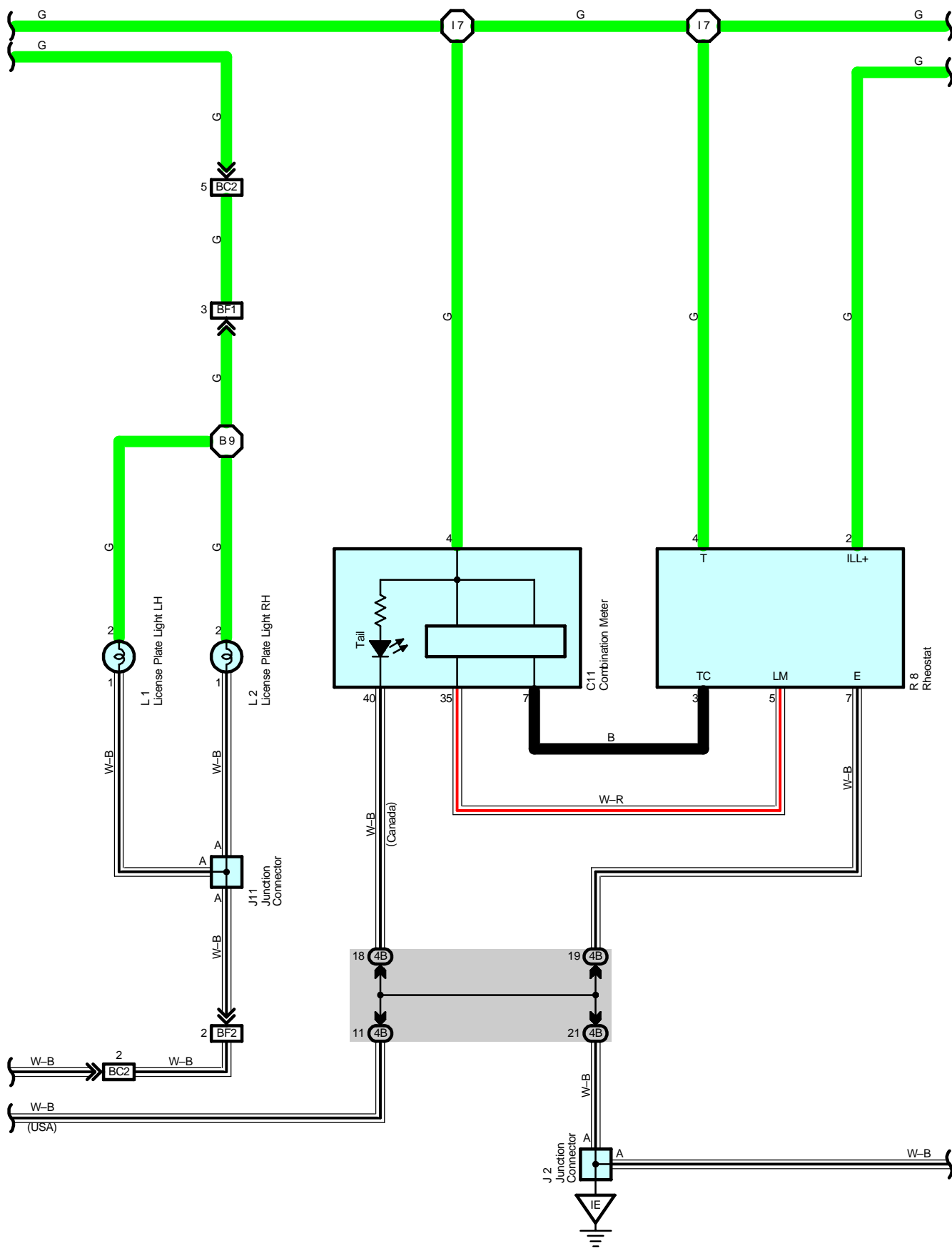
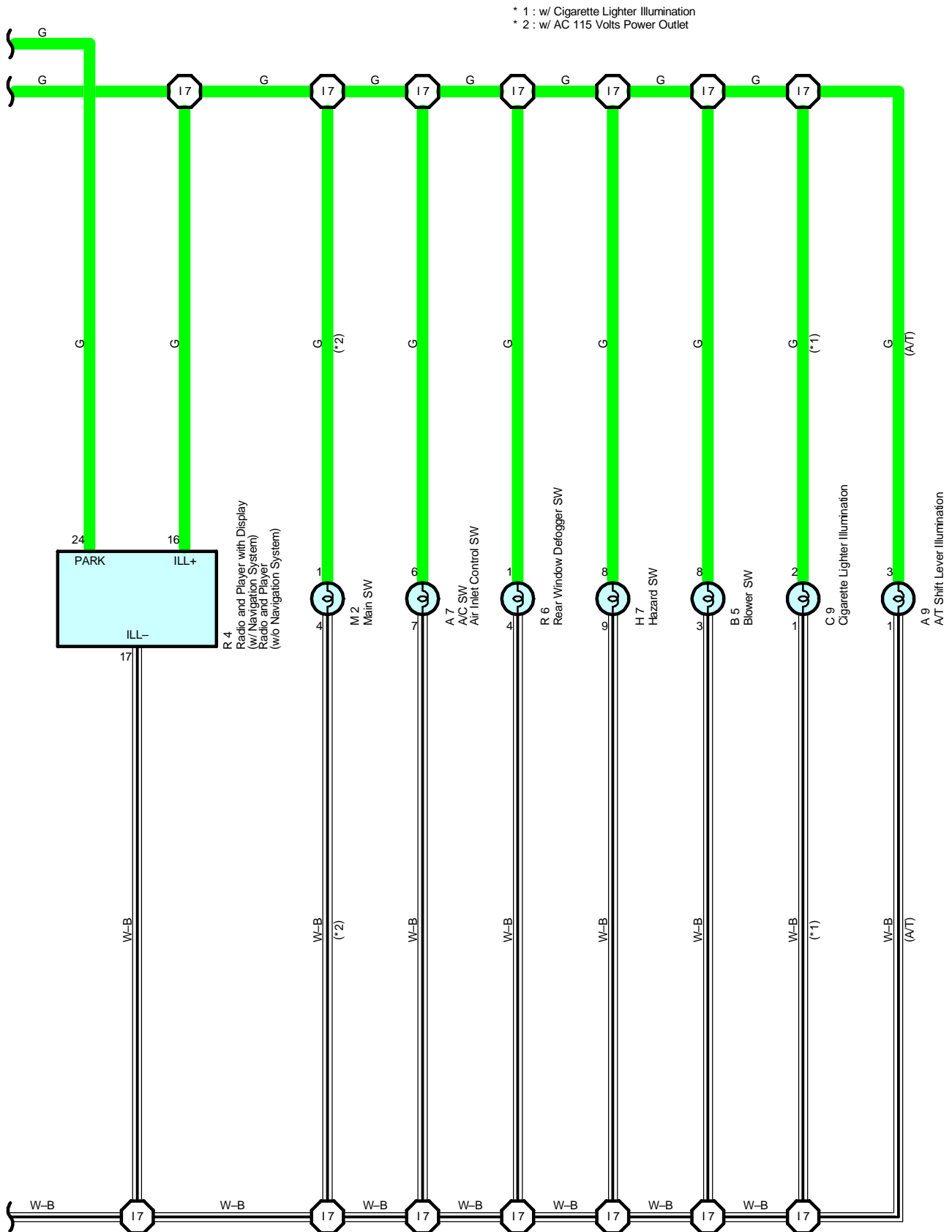


Taillight and Illumination





Taillight and Illumination



Service Hints

C12 Combination SW

10–13 : Continuity with the light control SW at Tail or Head position

○ : Parts Location

Code	See Page	Code	See Page	Code	See Page
A7	38	F4	34 (2ZZ-GE)	L1	41
A9	38		36 (1ZZ-FE)	L2	41
B5	38	H7	39	M2	39
C9	38	J1	35 (2ZZ-GE)	R4	39
C11	38		37 (1ZZ-FE)	R6	39
C12	38	J2	39	R8	39
D2	38	J8	A	R9	41
F3	34 (2ZZ-GE)	J9	B	R10	41
	36 (1ZZ-FE)	J11	40		

○ : Relay Blocks

Code	See Page	Relay Blocks (Relay Block Location)
3	28	RH R/B (Right Side of the Instrument Panel Reinforcement)

○ : Junction Block and Wire Harness Connector

Code	See Page	Junction Block and Wire Harness (Connector Location)
IC	25	Engine Room Main Wire and Instrument Panel J/B (Lower Finish Panel)
ID	25	Floor Wire and Instrument Panel J/B (Lower Finish Panel)
IH	25	Instrument Panel Wire and Instrument Panel J/B (Lower Finish Panel)
IL	24	
4B	32	Instrument Panel Wire and Center J/B (Behind the Combination Meter)

□ : Connector Joining Wire Harness and Wire Harness

Code	See Page	Joining Wire Harness and Wire Harness (Connector Location)
BC2	50	Back Door No.1 Wire and Floor Wire (Left Quarter Panel)
BF1	50	Back Door No.1 Wire and Back Door No.2 Wire (Back Panel LH)
BF2		

▽ : Ground Points

Code	See Page	Ground Points Location
EA	42 (2ZZ-GE)	Front Right Fender
	44 (1ZZ-FE)	
EB	42 (2ZZ-GE)	Front Left Suspension Tower
	44 (1ZZ-FE)	
IE	46	Behind Combination Meter
BH	50	Left Quarter Panel
BI	50	Right Quarter Panel

○ : Splice Points

Code	See Page	Wire Harness with Splice Points	Code	See Page	Wire Harness with Splice Points
I7	48	Instrument Panel Wire	B9	50	Back Door No.2 Wire