





PRINT

PONTIAC VIBE

MODEL		YEAR(S)	
VIBE		2003-2007	
KEY	T-HARNESS	IMMOBILIZER	
N/A	N/A	N/A	
PART	COLOR	LOCATION	DIAGRAM
12 VOLT CONSTANT	Connect to BATTERY ONLY		
STARTER	RED (+)	@ IGNITION SWITCH HARNESS	
STARTER 2	N/A		
IGNITION 1	BLACK/WHITE (+)	@ IGNITION SWITCH HARNESS	
IGNITION 2	BLACK/YELLOW (+)	@ IGNITION SWITCH HARNESS	
IGNITION 3	N/A		
ACCESSORY/HEATER BLOWER 1	BLUE/RED (+)	@ IGNITION SWITCH HARNESS	
ACCESSORY/HEATER BLOWER 2	N/A		
KEYSENSE	N/A		
PARKING LIGHTS (-)	GREEN/WHITE (-)	@ HEADLIGHT SWITCH	
PARKING LIGHTS (+)	GREEN (+)	IN DRIVERS KICK PANEL	
POWER LOCK	GREEN (TYPE B) See NOTE #1	IN DRIVERS KICK PANEL, 10-Pin Plug	
POWER UNLOCK	BLUE/YELLOW (TYPE B) See NOTE #1	IN DRIVERS KICK PANEL, 10-Pin Plug	
LOCK MOTOR WIRE	BLUE (+)	IN DRIVERS KICK PANEL, BLUE 12-PIN Plug	
DOOR TRIGGER	RED/WHITE (-)	@ INTERIOR LIGHT SWITCH	
DOMELIGHT SUPERVISION	RED/BLACK (-) or RED/YELLOW (-), Requires Part # 775 Relay	@ INTERIOR LIGHT SWITCH	
TRUNK RELEASE	BLUE/WHITE (-), (Requires Part # 775 Relay)	@ HATCH RELEASE SWITCH	
SLIDING POWER DOOR	N/A		
HORN	GREEN/YELLOW (-)	@ HORN SWITCH in COLUMN	
TACH	BLACK (AC)	@ ECM, far RIGHT Plug, See NOTE #2	
WAIT TO START LIGHT	N/A		
BRAKE	GREEN/WHITE (+)	@ SWITCH ABOVE BRAKE PEDAL	
FACTORY ALARM DISARM	DISARMS WITH UNLOCK		

ANTI-THEFT	N/A		
NOTES			
<p>NOTE #1: these wires will only test when turning the key in the Drivers Door Key Cylinder. The BLUE/YELLOW (-) Unlock wire will require a Double Pulse to Unlock. If your unit does not have a Double Pulse unlock output, use the BLUE/BLACK (-) Unlock wire, in a BLUE 12-Pin Plug in the Passengers kick panel. This wire will only test with the key in the Passengers Key cylinder on the door.</p> <p>NOTE #2: the ECM (Electronic Control Module) is located BEHIND the GLOVEBOX</p>			
LINK 1	LINK TEXT 1	LINK 2	LINK TEXT 2
EXTRA INFORMATION			
<div><div><p>This shows the IGNITION HARNESS unplugged from the IGNITION Switch to expose the IGNITION wires for IDENTIFICATION.</p></div><div><p>This is another picture of the IGNITION SWITCH Harness Plug removed for the Ignition switch of the vehicle.</p></div><div><p>The (TYPE B) BLUE/YELLOW UNLOCK wire, marked with the BLACK Clip, is located in this WHITE Plug, in the DRIVERS KICK PANEL.</p></div></div>			